

7UHQFK 026 %DUULHU 6FKRWWN\ 5H

DO-201AD
TSA /



Cathode \leftarrow Anode

Features

- ‡ \$GYDQWUHQFK WHFKQRORJ\
- ‡ /RZRZURGRWDJH GURS
- ‡ /RZRZURVVHV
- ‡ +LJKILFLHQF\ RSHUDWLRO
- ‡ /HDGHHLQLVK &RPSOLDQW

Applications

- ‡ '&' & RQYHUWHUV
- ‡ \$&' & GDSWRUV
- ‡ 6ZLWFKRZHS SOLHV
- ‡)UHHZKHHLRGRJ

Maximum ratings and electrical characteristics (T_J = 25°C unless otherwise noted)

3DUDPHWHU		6\PERO	/LPLW	8QLW
0D[LXPXPHSHVSHUNYHYURQWDJH		9550		9
0D[LXPYHURJHZDUG UFXEWHIQWG		,) \$9		\$
3HDN IRVZDUEBUUHQW VLQDQHQZDYH VXSHULP&QDCHVRS&GLRGH		,)60		\$
2SHUDMXQ&DQWRUDJH WHPSHUDW		X0H76D°C	JH WR	f&
7\SLFDO WIKHULP&DQFH	'2 \$'	5\$-&		f& :
,QVWDQWDQHRROWRDUG SHGLRGH	,) \$	7- f&	7<3	0\$;
	,) \$	7- f&		
	,) \$	7- f&		
	,) \$	7- f&		
,QVWDQWDQHRXUUSHQWIRQW UDWHYHYURQWDJH	7- f&	,5		X\$
	7- f&			X\$


1RWHV

3XOVH WHV&XOVH ZLGWK GXW\F\FOH

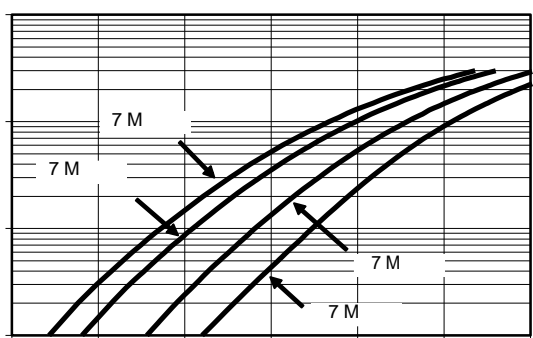
3XOVH WHVW 3XOPH ZLGWK 0

RATINGS AND CHARACTERISTICS CURVES 7 \$

f & X Q O H V Q R W K B U Z L V H



7 F & D V H 7 8 H P S
Current Derating, Case



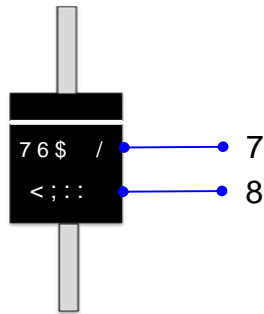
1 P A Ž h 7 b i l m] @ x R 3 9 • D ' 6 - P 3 & P

PACKAGE OUTLINE DIMENSIONS



0DUNLQJ ,QIRUPDWLRQ

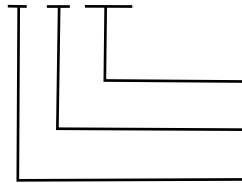
&DWKRGH



\$QRGH

73URGXFW PRGHO

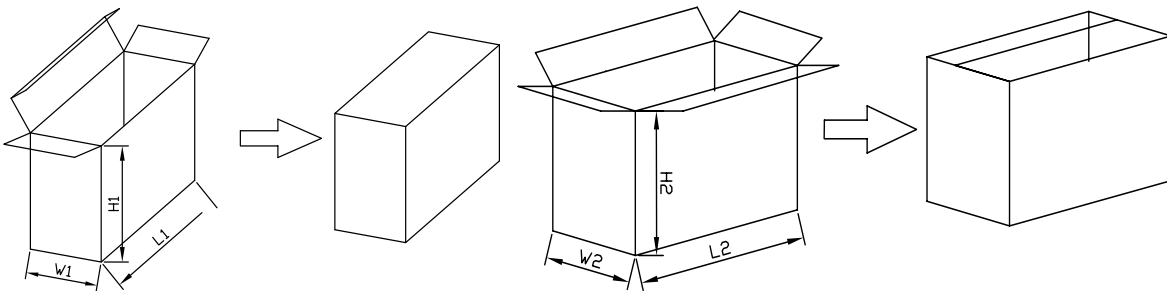
83'& LQIRUPDWLRQ



3DFNDJLQJ ,QIRUPDWLRQ

,QVLGH %R[

2XWVLGH %R[



3DFNDJLQJ ,QIRUPDWLRQ

12	81,	,QVLGH %R[2XWVLGH %R[
		/	:	+	/	:	+
6L]H	PP			4Í	4FÍ	Gì€	HG€
ÙVŸ	ÚÔÙ	Ù { æ ^\•cá]æ&\æ*\^ÉF€€€ÚÔÙD&æ;c[}Á			F€€€€ÚÔÙD&æ;c[}ÉF€à [ç^\•há}Ác [cæ]		
P[c^	V[^\iæ}&^\	mG€{ {É†H{ {L GFÉF€€{ {É†Í{ {L			F€FÉÍ€€{ {É†F€{ {		