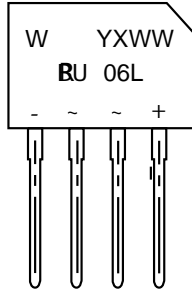


Low VF Bridge Rectifiers



: YUh i fYg

- ~ Ö|æ••ÁÚæ••äçæc^áÁÔ@ä]ÁR~ }&cá [}
- ~ Low IRRM
- ~ Low VF
- ~ High VRRM

D-BB=B ;

ÚQÞ	ÖÖUÖÜÚVUQÞ
F	Q}] ~c Úä} d
G	Q}] ~c Úä} d
H	U~c] ~c Öæc@ [á^ É
I	U~c] ~c Öæc@ [á^ É

6YbYZ]hg

- ~ Öæ••KÁÜBU
- ~ V^! { ä}æ|•KÁÜ [|ä^!æà| ^ÁÚ^!Á TQŠÈÜVÖÈÍ í€
- ~ Reduced power loss and switching transistor
- Ü^á ~&^áÁ•} ~ àää} *

AUI]a i a `FUh]b [g`UbX`9`YWhf]WU`W\UfUWhYf]gh]Wg

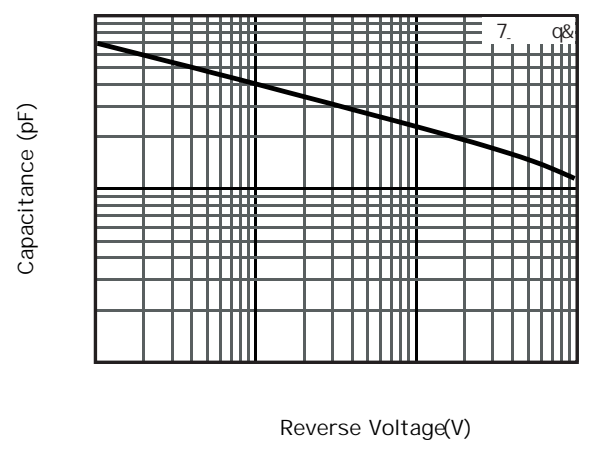
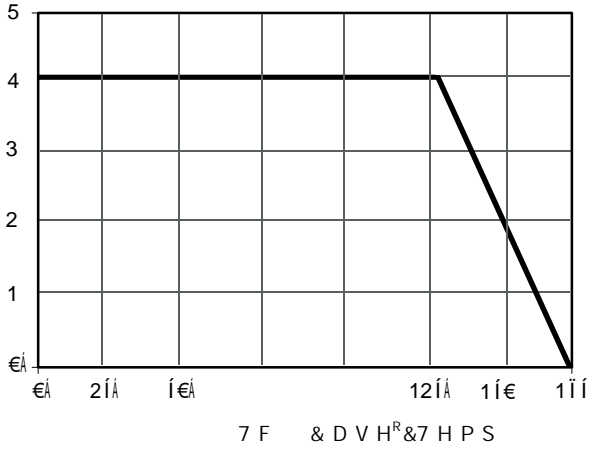
Üæcá} * ÁæcáG íÁ»ÔÁæ { àä^}cá^ {]^!æc`!^Á~ }|^••Á [c@^! , ä•^Á•] ^&ä-ä^áÉ
 Úä} * ^Á] @æ•^Á@æ|-É , æç^Á í€P :ÉÁ!^•ä•cáç^Á [!Áä} á ~ &cáç^Á [æáÉÁ- [!Á&æ] æ&ácáç^Á [æáÁ&~!^!^ }cá^!æc^!á^ÁG€ÁÄÉ

DUfU a YhYf	Ü^ { à[!•	R6 I \$* @	I b]hg
Tæçá { ~ { Ü^] ^cáçáç^ Ú^æ\ Ü^ç^!•^ X [cæ*^	XÜÜT	í€€	X
Tæçá { ~ { ÜTÜ ç [cæ*^	XÜTÜ	I G€	X
Tæçá { ~ { ÖÖ Ó [& \ä} * X [cæ*^	XÖÖ	í€€	X
Öç^!æ*^ Ü^&cá-ä^á U~c] ~c Ö~!^!^}c	Q [.0	Ö
Ú^æ\ Ø [! , æ!á Ü~!^*^ Ö~!^!^}c íÈH { • Úä} * ^ Pæ - Úä} ^ Yæç^ Ü~] ^!á {] [•^á [] Uæc^á S [æá çRÖÖÖÖ T^c@ [ád	QÜÜT	12€	Ö
Type ÁØ [! , æ!áX [cæ*^Áæcá .OÁÖE	XØ	€É	X
Tæçá { ~ { ÁØ [! , æ!áX [cæ*^Áæcá .OÁÖE		€ÉJ	
Tæçá { ~ { ÖÖ Ü^ç^!•^ Ö~!^!^}c O VCEMG í »Ö æc Üæc^á ÖÖ Ó [& \ä} * X [cæ*^ O VCEMG í »Ö	QÜ	F€ í€€	Ö
V^] ä&æ R~ } &cá [] Öæ] æ&ácæ} &^ Þ [c^F	ÖÞ	25] Ø
U] ^!æcá} * æ} á Úc [!æ*^ V^ {] ^!æc~!^ Üæ} *^	VÞÉ V•c*	É í Ád ÁÉF	» Ö

Þ [c^KÁFÉÁ T^æ~ !^áæcáFTP : Áæ} áÁæ]] |á^áÁ!çç^!•^Áç [|cæ*^Á [-Á I ÁXÖÖÈ
 GÉT [~ }c^áÁ [] Á*|æ••^Á] [ç^ÁUÖÁà [æ!áÁ , äc@Á | × FÉÍ "× FÉÍ" (HÈÌF × HÈÌFÁ& { } & []] ^!á} æá

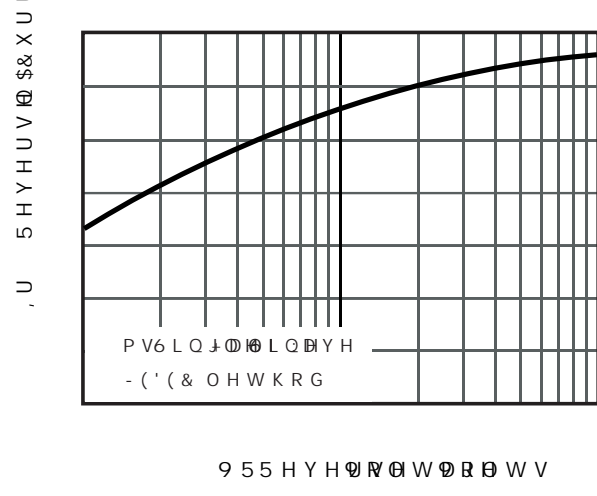
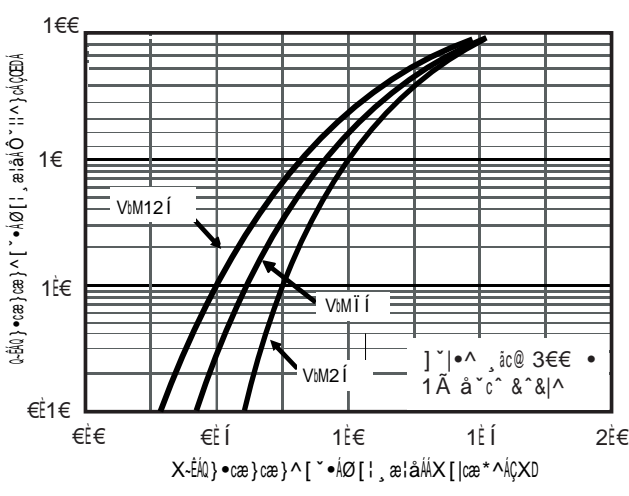
W O
 H H
 & X U
 D U G
) R U Z
 J H
 \$ Y H U
 , I
 € Á

RATINGS AND CHARACTERISTICS CURVES



μ € € € € š š] v P U

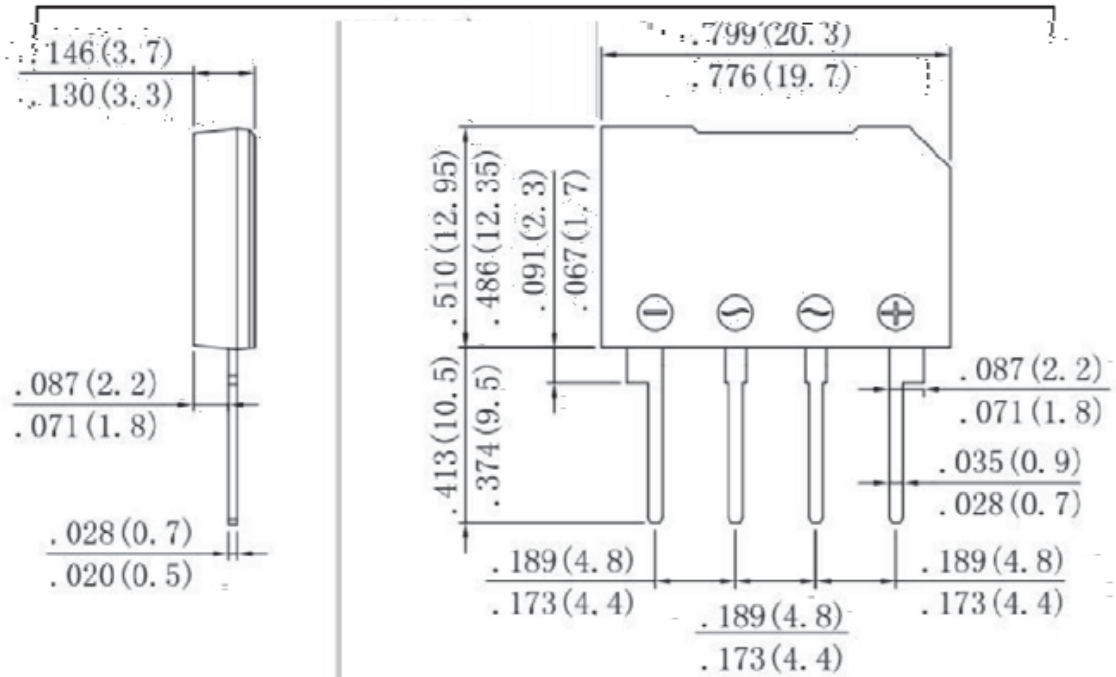
d Ç %o] o : μ v š] } v %o] š v



° Ô Á = Á Á

d Ç %Z] À o € μ € € v š

D57?5 ; 9 C I H@-B9 8-A9BG-CBG



(millimeters)

(inches)