

7UHQFK 026 %DUULHU 6FKRWWN\ 5H

DO-201AD
TSA /



Cathode ← Anode

Features

- ‡ \$GYDQWUHQFK WHFKQRORJ\
- ‡ /RZRUZDURQWDJH GURS
- ‡ /RZRZURVVHV
- ‡ +LJKILFLHQF\ RSHUDWLRO
- ‡ /HDGHHLQLVK &RPSOLDQW

Applications

- ‡ '&' &RQYHUWHUV
- ‡ \$&'&GDSWRUV
- ‡ 6ZLWFKRZHXSSOLHV
- ‡)UHHZKHHLRQJ

Maximum ratings and electrical characteristics (T_J = 25°C unless otherwise noted)

3DUDPHWHU		6\PERO	/LPLW	8QLW
0D[LPHSHVSHUNYHYURQWDJH		9550		9
0D[LPHYHURJHZDUG UFXEWHIQWG		,) \$9		\$
3HDN IRUZDURSUHQW VLQRDHLQZDYH VXSHULPSURQVHRSRGLRGH		,) 60		\$
2SHUDMXQRDURQWRUDJH WHPSHUDW		X0H767°C	JH 5 WR	f &
7\SLRDKHUPDO USHVULVQHDQFH		'2 \$'	5\$-&	f & :
,QVWDQWDQHRROWRDURJZDUG SHGLRGH		9)	7 < 3	0\$;
	,) \$		7- f &	
	,) \$		7- f &	9
,QVWDQWDQHRXUUSHQVHURQWDJH UDWHYHYURQWDJH		,5		X\$
			7- f &	P\$

1RWHV

3XOVH WHVVSXOVH ZLGWK GXW\F\FOH

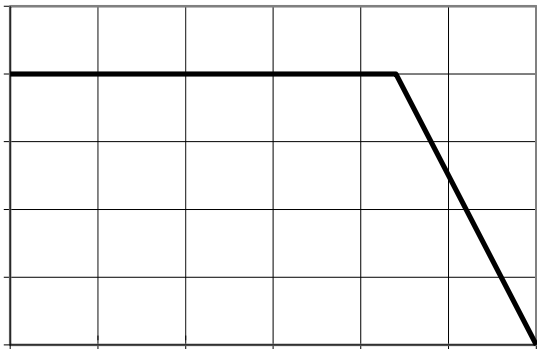
3XOVH WHVW 3XOVH ZLGWK 0



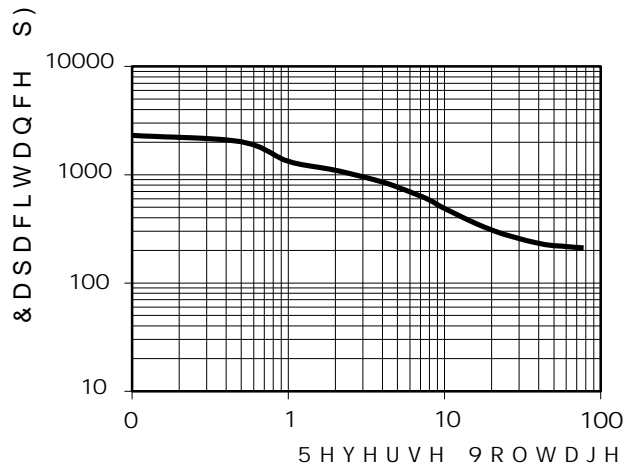
76\$ /

129


RATINGS AND CHARACTERISTICS CURVES (TA = 25 °C unless otherwise noted)



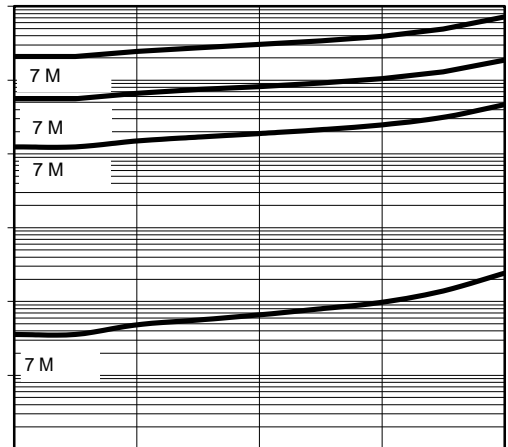
7 F & DVH 7 & P S
Current Derating, Case



Typical Junction Capacitance



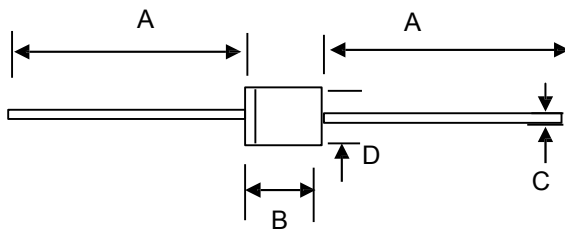
91 Q,VWDQWDQHRXV)RUZDUG 9ROWDJH P9
Typical Forward Voltage



95 5HYHUVH 9ROWDJH 9ROWV
Typical Reverse Current

PACKAGE OUTLINE DIMENSIONS

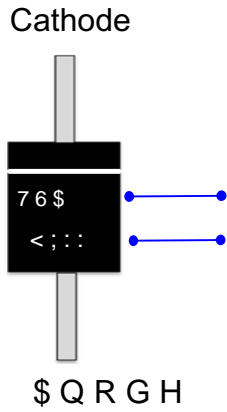
DO-201AD



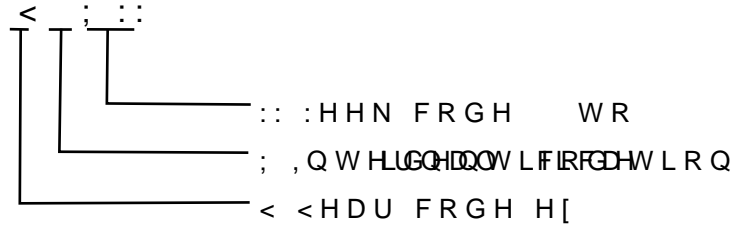
DO-201AD mechanical data

UNIT		A	B		D
mm	max	26.5	9.5	4	5.3
	min	24.5	7.3	1	4.8
mil	max	1043.30	374.01	3	208.67
	min	946.57	287.40		188.97

Marking Information

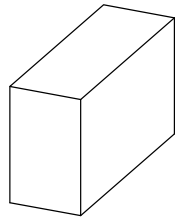
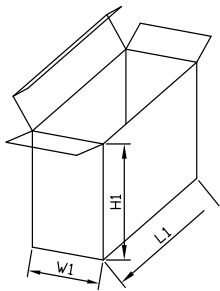


7 3 U R G X F W 7 6 \$ G H D
8 3 ' & L Q I R U P D W L R Q

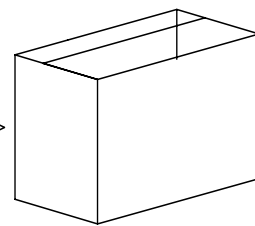
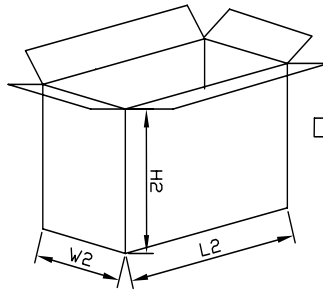


Packaging Information

1. Inside Box



2. Outside Box



Packaging Information

NO	UNIT	Inside Box			Outside Box		
		L1	W1	H1	L2	W2	H2
Size	mm	255	75	1		280	320
QTY	PCS	Smallest package, 1000PCS/carton			10,000PCS/carton, 10 boxes in total		

Note: L1, W1, H1, L2, W2, H2